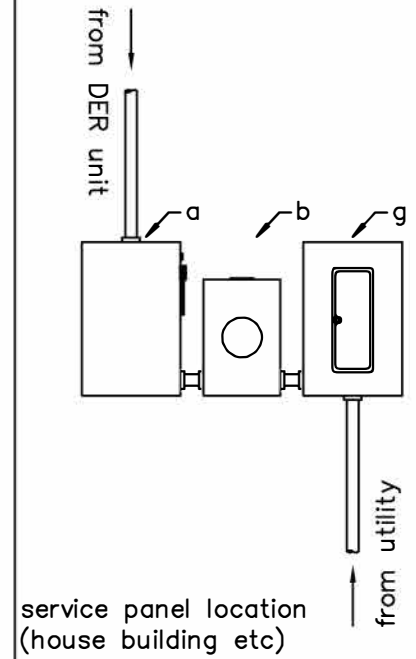
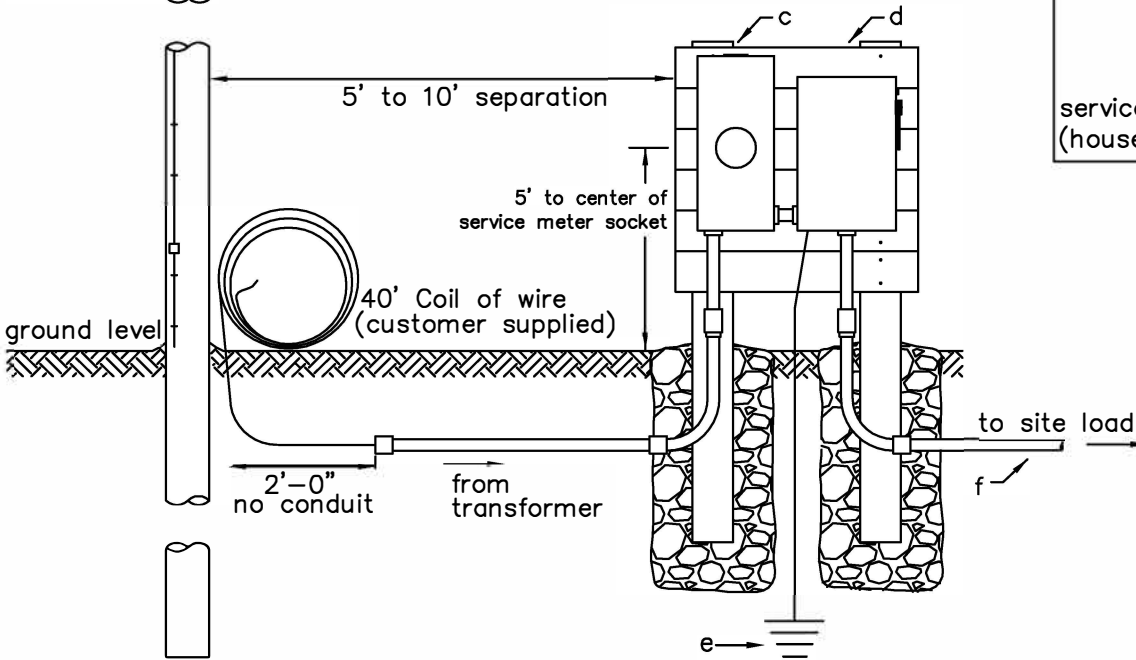
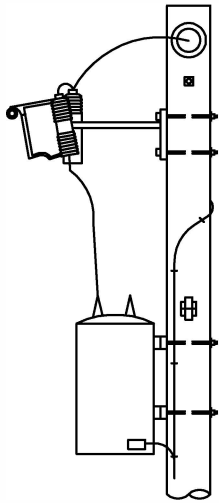


NOTES:

1. direct bury rated wire only
2. conduit optional
3. see associated drawing WPMS-1 or associated drawing SPMS-1
4. DER production meter wiring:
IA: Top lugs Utility, Bottom lugs DER
MN: Top lugs DER, Bottom lugs Utility
5. point of DER connection made on load side of the service panel
6. DER production meter (a) and disconnect (b) must be located outside
7. service panel (g) can be inside or outside



ITEM	To be supplied and installed by contractor/homeowner:
a	Applicable amp rated DER fused disconnect
b	Applicable amp rated lever bypass DER production meter socket
c	Applicable amp rated lever bypass service meter socket
d	Applicable amp rated service panel / fused disconnect
e	Grounding in accordance with NEC requirements
f	Source and load side wire in accordance with NEC requirements
g	Applicable amp rated service panel



DER SERVICE FROM OVERHEAD TRANSFORMER
POINT OF CONNECTION SERVICE PANEL
100AMP, 200AMP OR 320AMP

JUNE 2020

BY: JDG

DER-UGS-SP-1