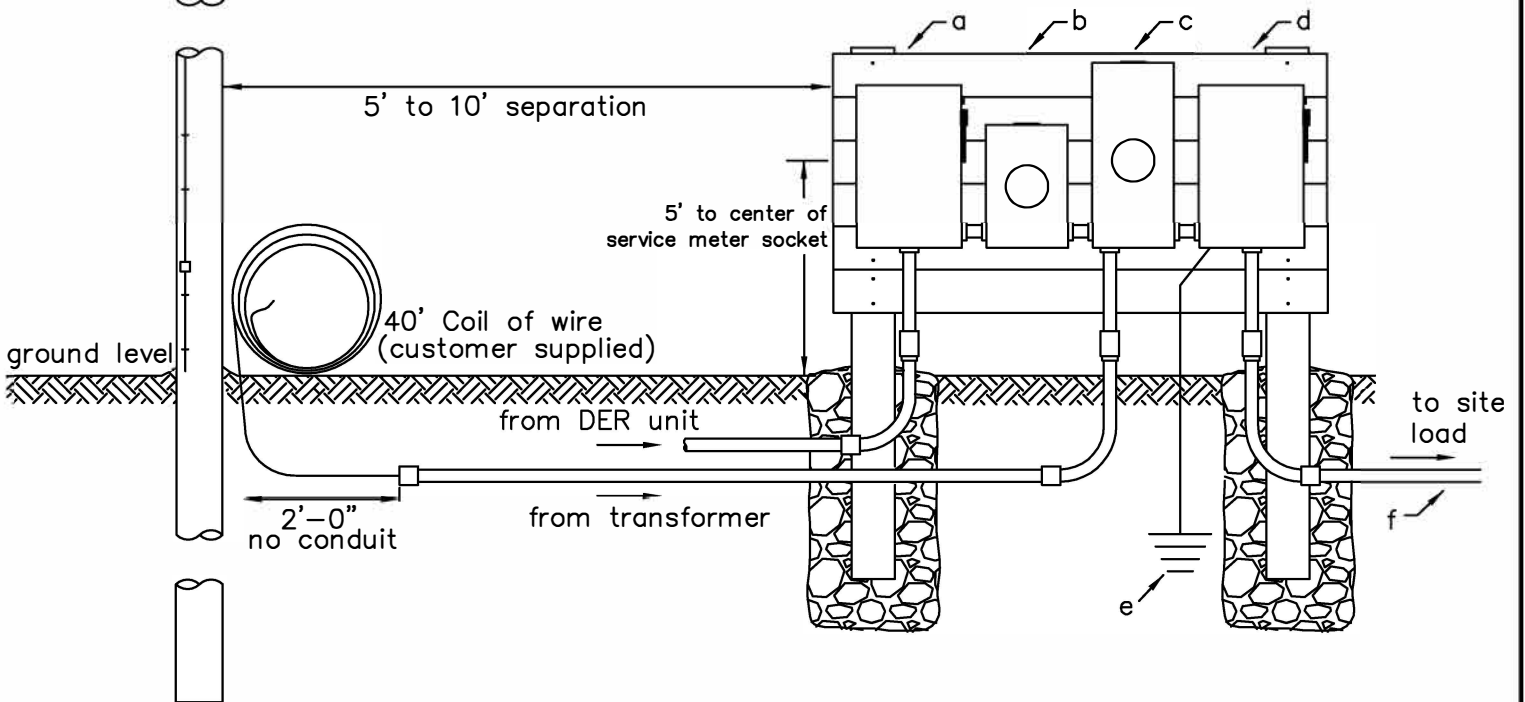
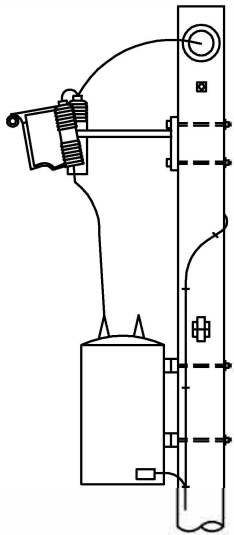


NOTES:

1. direct bury rated wire only
2. conduit optional
3. see associated drawing WPMS-1 or associated drawing SPMS-1
4. DER production meter wiring:
IA: Top lugs Utility, Bottom lugs DER
MN: Top lugs DER, Bottom lugs Utility
5. point of DER connection made with dual lug kit on load side of the service meter socket
6. Utility disconnect (a) must be:
lockable
visibly open (knife-blade)
accessible (outside)
7. All equipment to be applicably amp rated



ITEM	To be supplied and installed by contractor/homeowner:
a	DER fused disconnect
b	Lever bypass DER production meter socket
c	Lever bypass service meter socket
d	Service panel / fused disconnect
e	Grounding in accordance with NEC requirements
f	Source and load side wire in accordance with NEC requirements



DER SERVICE FROM OVERHEAD TRANSFORMER
POINT OF CONNECTION METER SOCKET
100AMP, 200AMP OR 320AMP

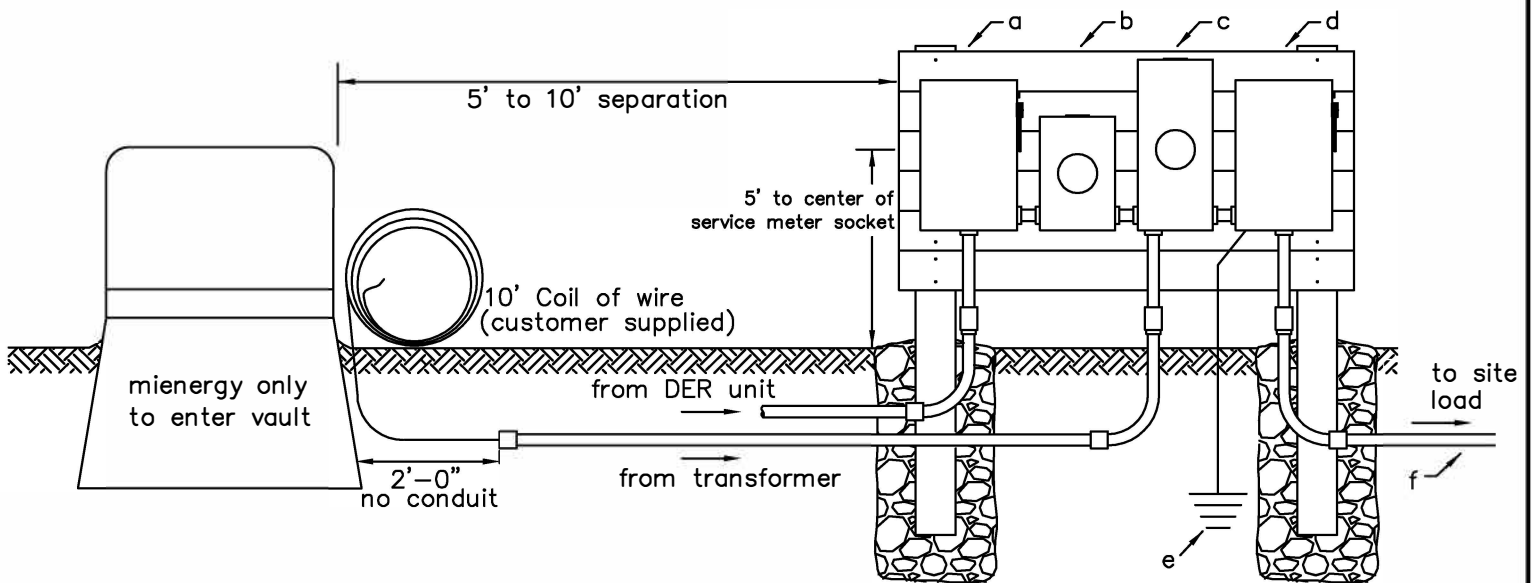
FEBRUARY 2023

BY: JDG

DER-UGS-MS-1

NOTES:

1. direct bury rated wire only
2. conduit optional
3. see associated drawing WPMS-1 or associated drawing SPMS-1
4. DER production meter wiring:
IA: Top lugs Utility, Bottom lugs DER
MN: Top lugs DER, Bottom lugs Utility
5. point of DER connection made with dual lug kit on load side of the service meter socket
6. Utility disconnect (a) must be:
lockable
visibly open (knife-blade)
accessible (outside)
7. All equipment to be applicably amp rated



ITEM	To be supplied and installed by contractor/homeowner:
a	DER fused disconnect
b	Lever bypass DER production meter socket
c	Lever bypass service meter socket
d	Service panel / fused disconnect
e	Grounding in accordance with NEC requirements
f	Source and load side wire in accordance with NEC requirements



DER SERVICE FROM UNDERGROUND TRANSFORMER
POINT OF CONNECTION METER SOCKET
100AMP, 200AMP OR 320AMP

FEBRUARY 2023

BY: JDG

DER-UGS-MS-2